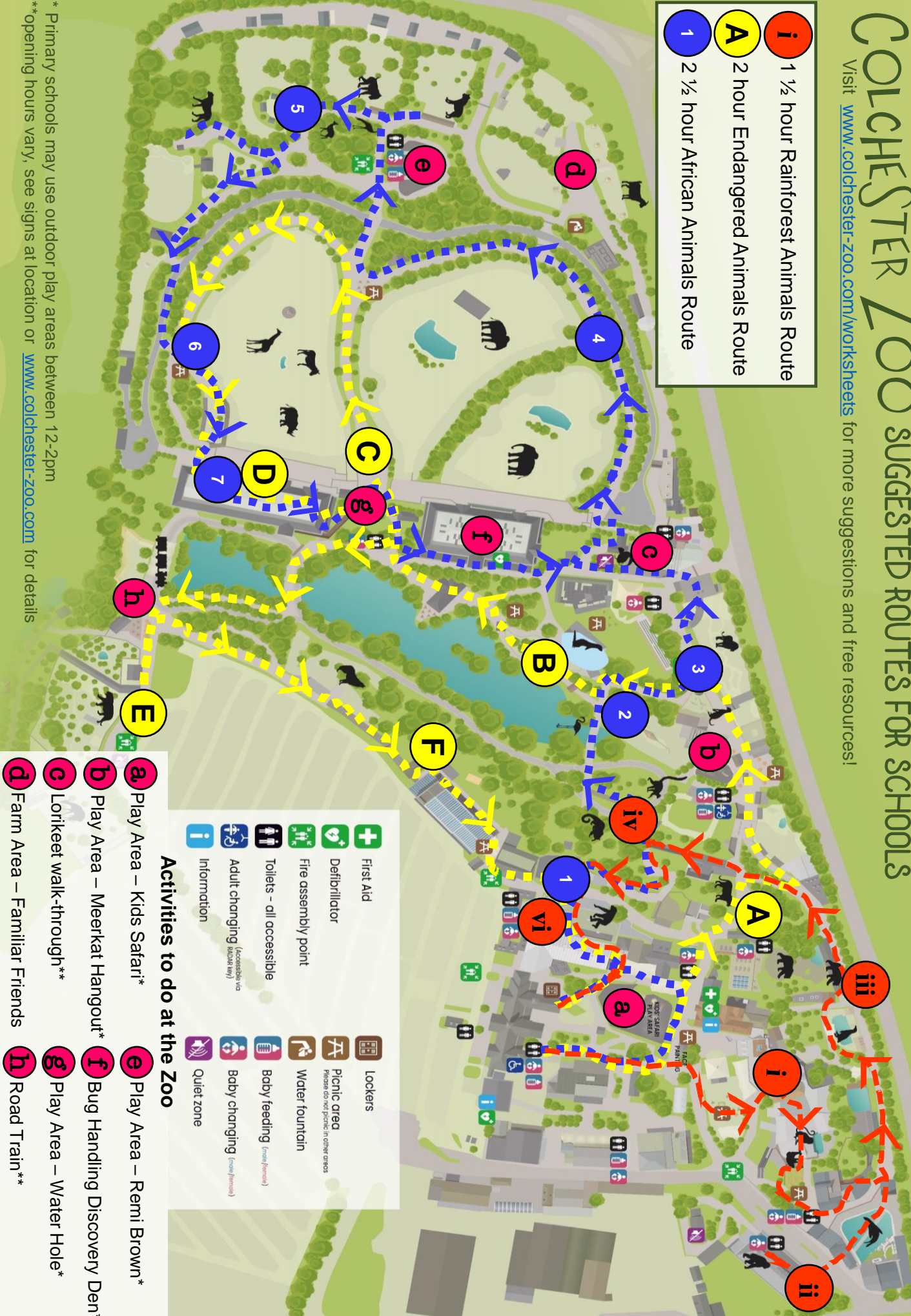


COLCHESTER ZOO SUGGESTED ROUTES FOR SCHOOLS

Visit www.colchester-zoo.com/worksheets for more suggestions and free resources!

- i** 1 ½ hour Rainforest Animals Route
- A** 2 hour Endangered Animals Route
- 1** 2 ½ hour African Animals Route



	First Aid		Lockers
	Defibrillator		Picnic area <small>Please do not picnic in other areas</small>
	Fire assembly point		Water fountain
	Toilets - all accessible		Baby feeding <small>(milk/Formula)</small>
	Adult changing <small>(milk/Formula)</small>		Baby changing <small>(milk/Formula)</small>
	Information		Quiet zone

Activities to do at the Zoo

- a** Play Area – Kids Safari*
- b** Play Area – Meerkat Hangout*
- c** Lorikeet walk-through**
- d** Farm Area – Familiar Friends
- e** Play Area – Remi Brown*
- f** Bug Handling Discovery Den**
- g** Play Area – Water Hole*
- h** Road Train**

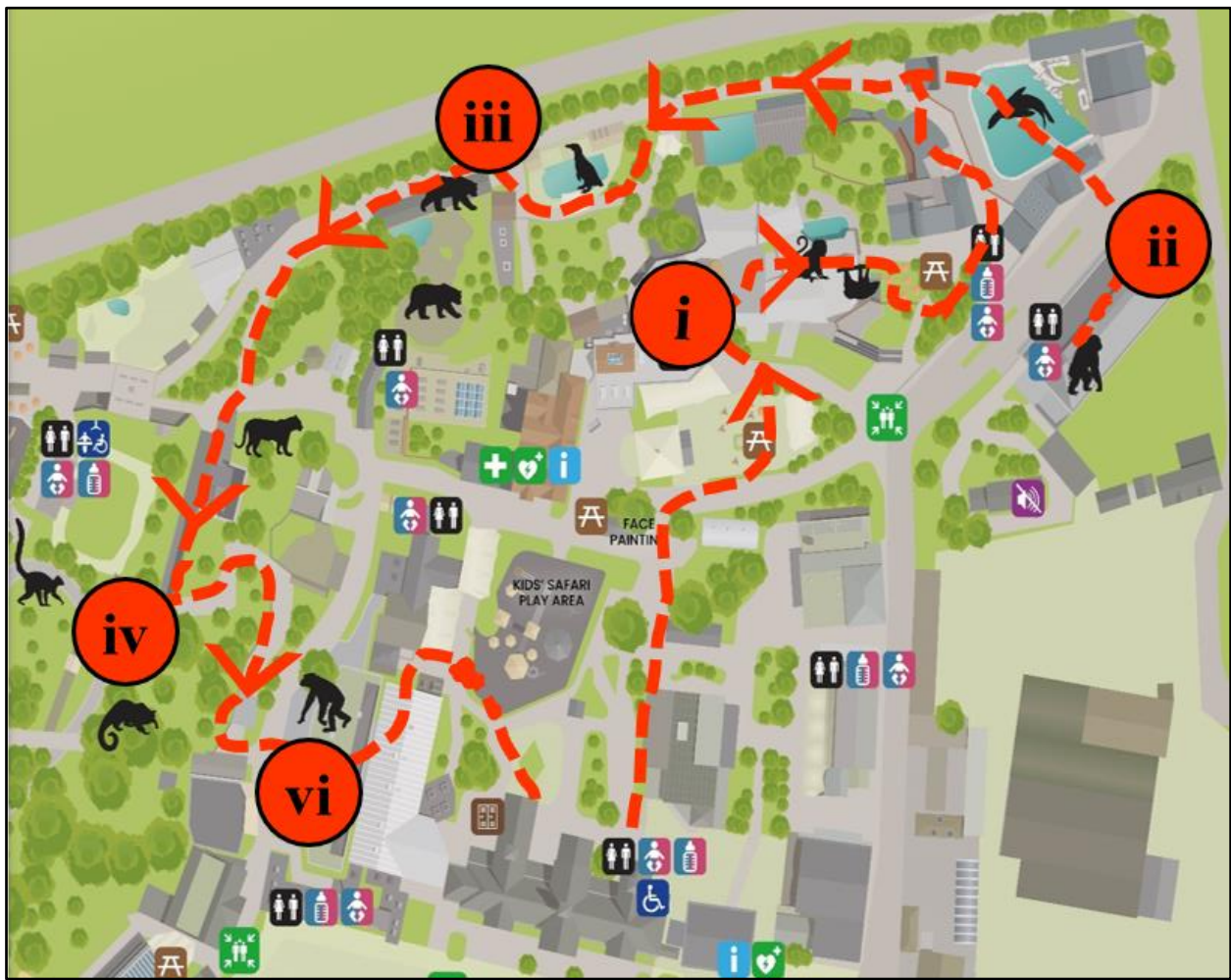
* Primary schools may use outdoor play areas between 12-2pm
 ** opening hours vary, see signs at location or www.colchester-zoo.com for details

SUGGESTED ROUTES FOR SCHOOLS AT COLCHESTER ZOO

Visit www.colchester-zoo.com/worksheets for more suggestions and free resources!

1 ½ HOUR RAINFOREST ANIMAL ROUTE

From the entrance, turn right at the silver giraffe then head towards the red brick building. Turn right around the building before going across the decking to reach **i** the 'World Apart' walkthrough to see **sloths, reptiles, small monkeys** and more. Turn left at the exit of the walkthrough and walk down the slope past more **monkeys** before going through the sealion tunnel to reach **ii** the **orangutans**. After this, retrace your path through sealions to rejoin the main route. Follow along next to the road to see more **monkeys, tropical birds**, and **iii** the **sun bears**. After bears, go left up the slope around the **spider monkeys** and through the tunnel to reach **iv** **anteaters, lemurs, otters** and **binturongs**. Go up the steep hill by anteaters past the red pandas. At the top of this hill are **gibbons**. Cross the main path at the gibbons to reach **vi** the **chimpanzee** enclosure (and **crocodile**). Walk through this enclosure to reach the exit on the far side.



These locations and information are accurate to the best of our knowledge. However, sometimes animals' enclosures or pathways are temporarily closed. See www.colchesterzoo.org for up-to-date info about any closures.

SUGGESTED ROUTES FOR SCHOOLS AT COLCHESTER ZOO

Visit www.colchester-zoo.com/worksheets for more suggestions and free resources!

2 HOUR ENDANGERED ANIMAL ROUTE

From the entrance, go around the large play area to the top of the steep hill. Go up the small ramp on your right to view **A** the **sun bears**, before returning to the steep hill and going down it next to the **Amur leopards**. Turn right at the **spider monkeys**, then almost immediately turn left onto the main path. Walk past smaller endangered monkeys before turning at meerkats and reaching the **gelada baboons**. Turn down the slope towards **B** **otters**. Continue past the lake, through the food court, before turning up the hill, past the play area, towards the paddocks **C** **Elephants** are on the right of the path, and the mixed African paddock (including **white rhino**) is on the left. Loop around the mixed paddock to visit the endangered **vultures** before entering **D** the giraffe house with **pygmy hippos**. Go through the giraffe house and retrace your path to the edge of the lakes. Turn right and go across the lakes and up the small path to **E** **Amur tigers**, and **Visayan warty pigs** and **spotted deer**. After these animals, retrace your steps slightly to rejoin the main path going up the long, gentle slope on your right to reach **F** **Komodo dragons**. Continue past the dragons before going through **chimpanzees** towards the zoo exit.



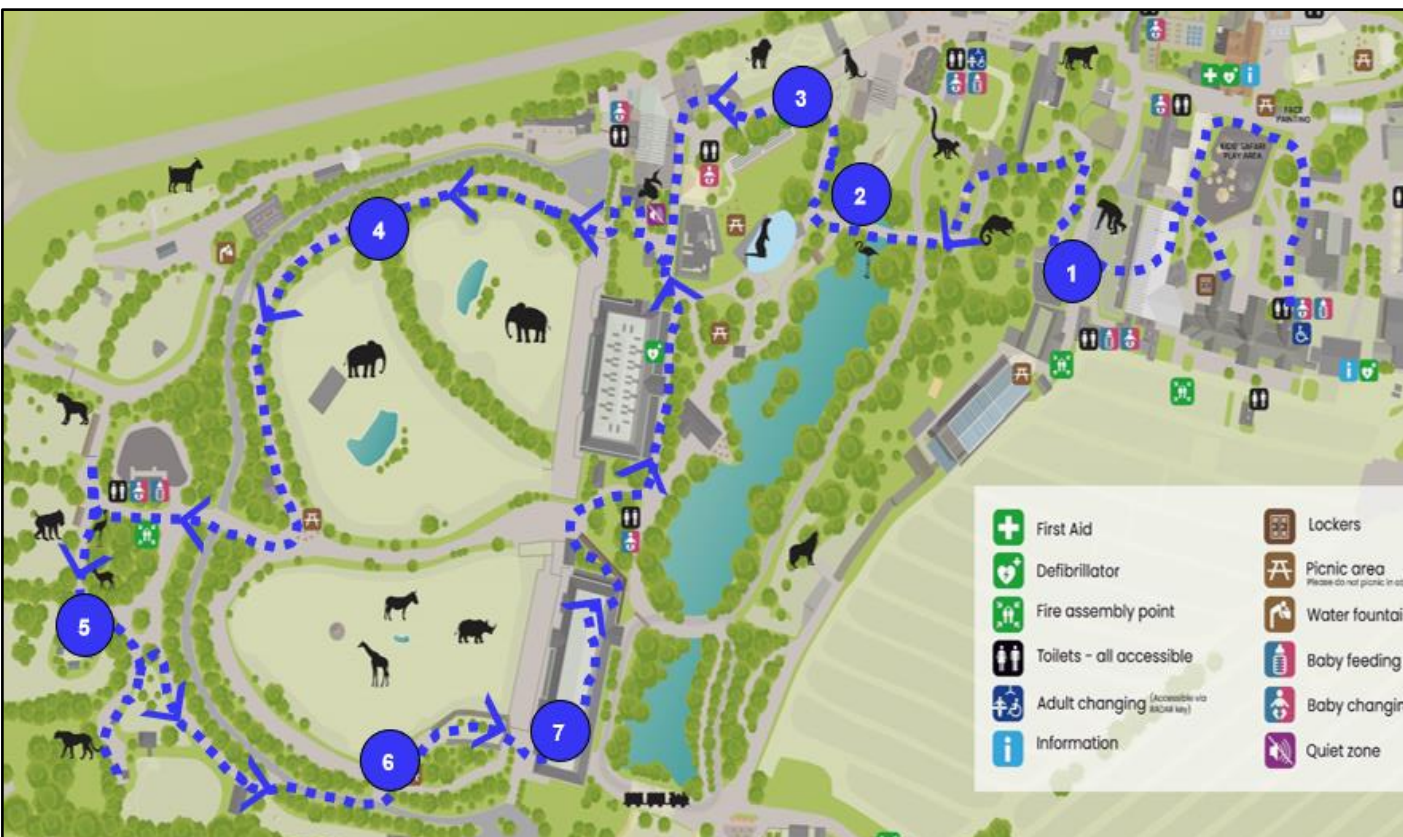
These locations and information are accurate to the best of our knowledge. However, sometimes animals' enclosures or pathways are temporarily closed. See www.colchesterzoo.org for up-to-date info about any closures.

SUGGESTED ROUTES FOR SCHOOLS AT COLCHESTER ZOO

Visit www.colchester-zoo.com/worksheets for more suggestions and free resources!

2 ½ HOUR AFRICAN ANIMAL ROUTE

From the entrance, go past the large play area to **1** the **chimpanzee** enclosure. Walk through this enclosure, and on the far side, cross the main path and walk down the slope next to red pandas. At the bottom of the slope, go through the small door on your left. This will take you past **lemurs** and across the bridge towards **2** **gelada baboons**. At geladas, turn right towards **3** **meerkats** and the **lion**. Go to the inside lion viewing to see the **fennec foxes**. After foxes, go past the food outlet before turning up the slope at koi fish then turning down the 'Elephant Bush Walk' around the outside of **4** the **elephant** paddock. At the end of the elephant paddock, turn right (towards the play area) to reach **5** the 'Edge of Africa' area. This area includes **hyenas, mandrills, cranes, small antelope, and cheetahs**. After cheetahs follow the path towards **6** the mixed African paddock, including **rhino, giraffe, antelopes, zebra, and ostrich**. Walk around the paddock towards **vultures** before entering the giraffe house **7** with **pygmy hippo, rock python, weaver birds**, and other small African species. After the giraffe house, for the quickest route to the exit, walk past the front of the elephant house before rejoining your original route near koi fish. Retrace your path to chimpanzees and the zoo exit.



These locations and information are accurate to the best of our knowledge. However, sometimes animals' enclosures or pathways are temporarily closed. See www.colchesterzoo.org for up-to-date info about any closures.